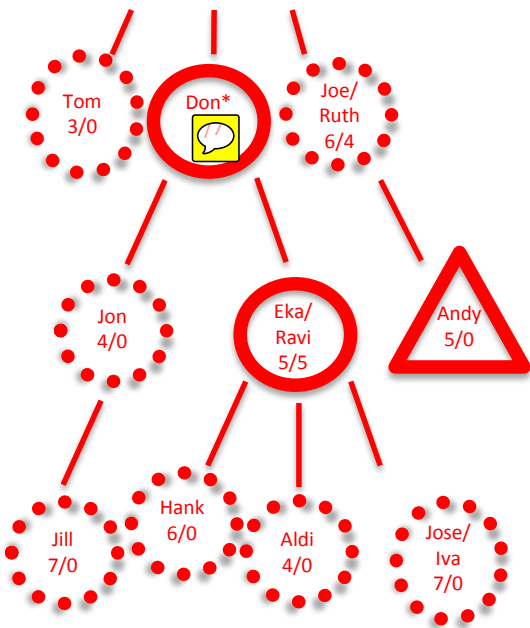




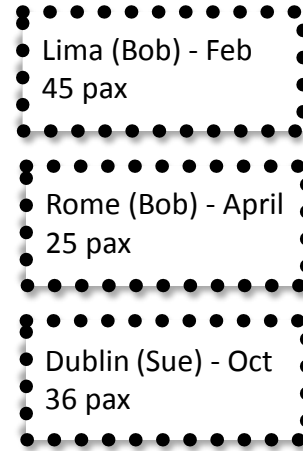
Prayer Groups

Bob and Sue Smith

DGs/CHs

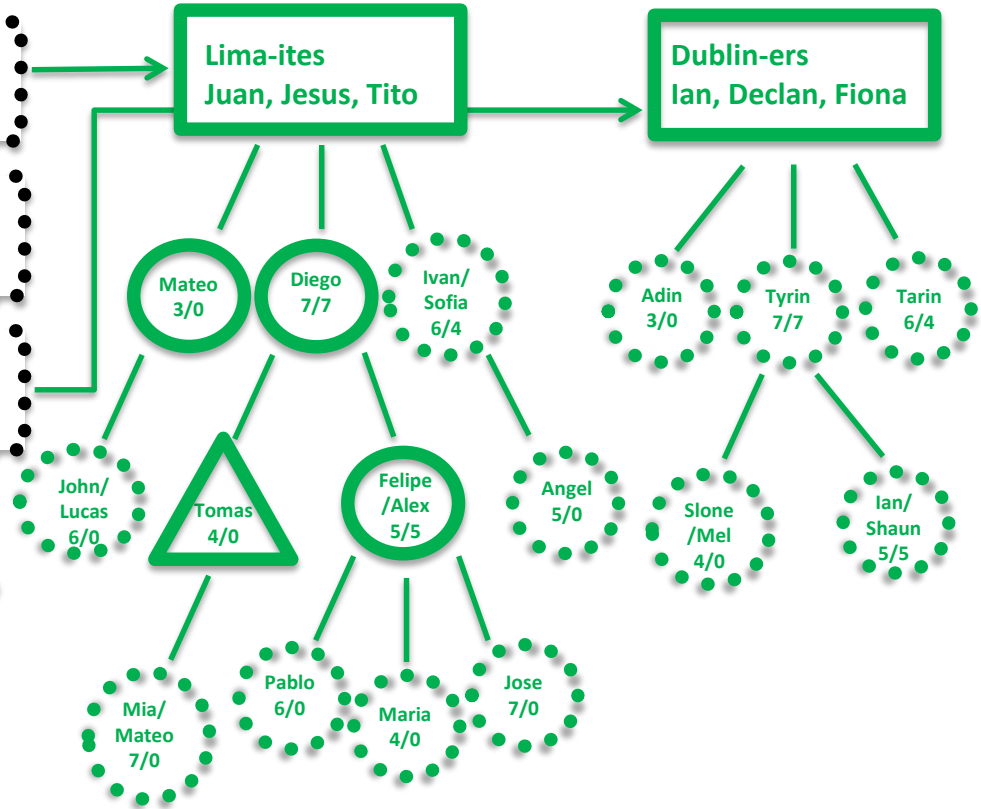


Training Groups



Most will draw this by hand

On-going Coaching Groups



- Discovery Group (DG)

- DG or CH that has stopped

- Church (CH) *(circle becomes a solid line when the group covenants as a church)*

*Name(s) in shapes are the leader(s)

Numbers in DGs & CHs represent people

Numbers : Total in group/Total baptized
Example: 7/7 or 5/3

- Prayer Group

- Training Group

- On-going Coaching Group











Church Circles

(using Acts 2 and other Scripture to measure health of churches)

Use the same tree structure and have **each leader** do the “church circle” for two generations below them. So each church will be evaluated by themselves and also by the leaders one generation and two generations above. The overlap encourages accountability.

Help the leaders identify key elements of a church from Acts 2:37-47
(with reference to other scriptures to more fully explain)

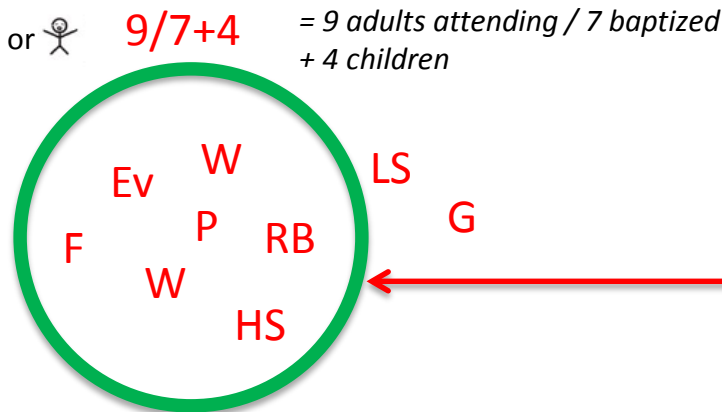
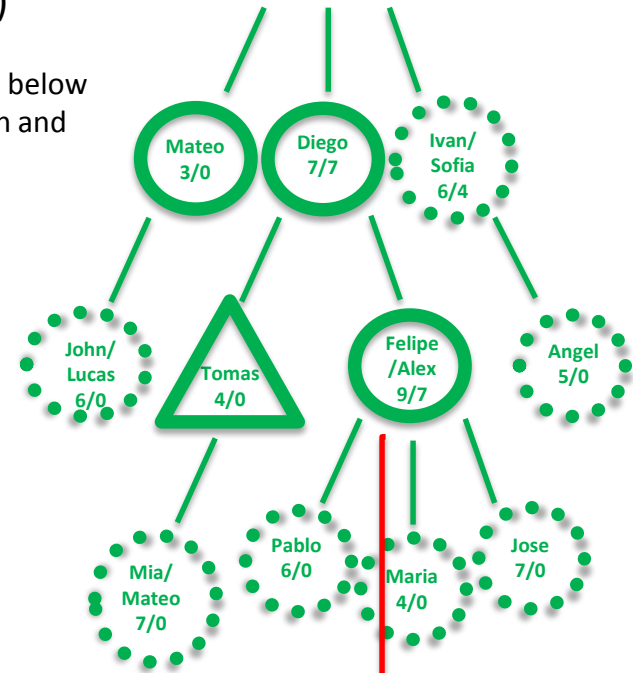
They will make a list from the verses and have a letter or symbol for each element.
Such as:

- Evangelism – Ev or 
- Repentance & Baptism – RB or 
- Holy Spirit – HS or 
- Bible – B or 
- Prayer – P or 
- Fellowship (“sharing together”) – F or 
- Lord’s Supper – LS or 
- Giving & Ministry – GM or \$
- Worship (“praising God”) - W or 
- Leaders – L or  

If the group is doing the element put it **inside** the circle.

If they are not yet doing it put it **outside** the circle (in this example they are not yet doing the Lord’s Supper and Giving).

This will help groups understand what they need to do to be a healthy church



Felipe/Alex/Maria
Felipe’s house

Names of leader(s)
Meeting location